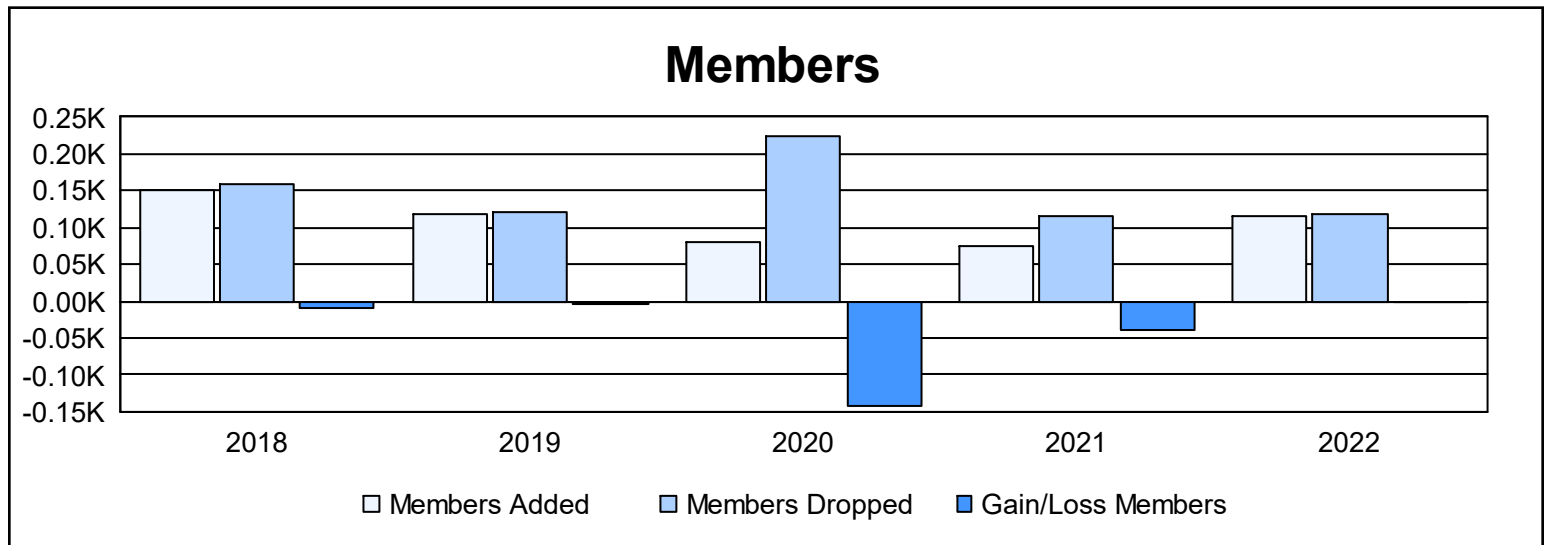
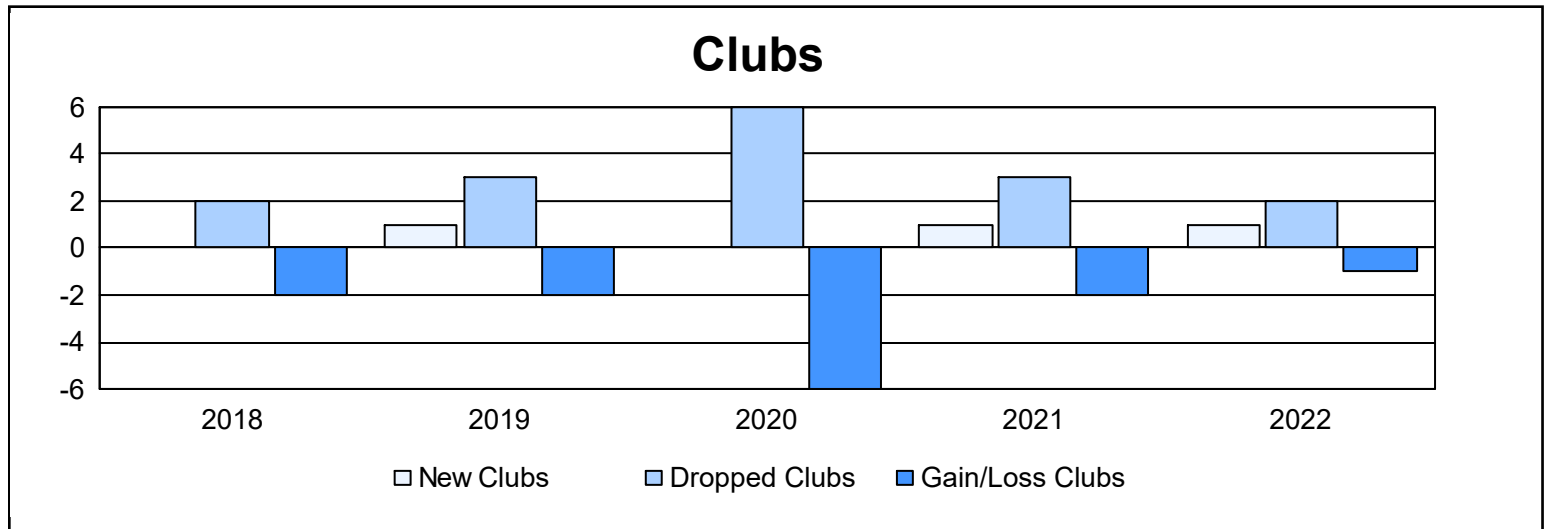
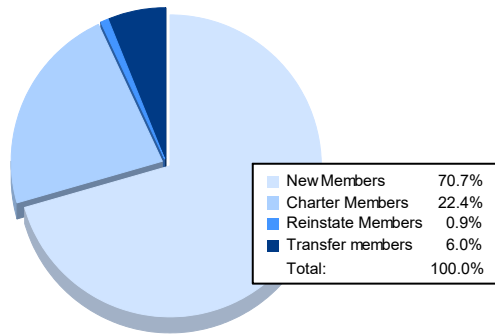


| Year           | New Clubs | Dropped Clubs | Gain/ Loss Clubs | New Members | Charter Members | Reinstate Members | Transfer Members | Total Member Added | Total Members Dropped | Gain/ Loss Members |
|----------------|-----------|---------------|------------------|-------------|-----------------|-------------------|------------------|--------------------|-----------------------|--------------------|
| 2017-2018      | 0         | 2             | -2               | 134         | 2               | 3                 | 12               | 151                | 159                   | -8                 |
| 2018-2019      | 1         | 3             | -2               | 84          | 28              | 1                 | 4                | 117                | 121                   | -4                 |
| 2019-2020      | 0         | 6             | -6               | 43          | 5               | 29                | 4                | 81                 | 223                   | -142               |
| 2020-2021      | 1         | 3             | -2               | 33          | 21              | 15                | 6                | 75                 | 115                   | -40                |
| 2021-2022      | 1         | 2             | -1               | 82          | 26              | 1                 | 7                | 116                | 117                   | -1                 |
| <b>Average</b> | <b>1</b>  | <b>3</b>      | <b>-3</b>        | <b>75</b>   | <b>16</b>       | <b>10</b>         | <b>7</b>         | <b>108</b>         | <b>147</b>            | <b>-39</b>         |



### Membership Composition June 2022 Cumulative



### Gender Composition June 2022 Cumulative

